


SCG Roof TRUSS

The most advanced strong roofing innovation



- ✓ High tensile strength steel, with anti-corrosive coating
- ✓ Designed with advanced engineering design software
- ✓ 5-year Installation warranty

Drawn By	CC	Checked By	EK	Designed By	JT
Scale	AS	AS	AS	AS	AS
ISS No.	1200302	Date	24/02/2015	Scale	AS
Drawn By	CC	Checked By	EK	Designed By	JT
Scale	AS	AS	AS	AS	AS
ISS No.	1200302	Date	24/02/2015	Scale	AS

SCG Roof TRUSS

New standard of better roofing technology with **SCG Roof TRUSS**, part of the SCG Roof System. Choose the best roof structure for your residence.



What is the best roof structure ?

Because a roof structure is similar to the skeletons in our bodies. They cannot be seen but required great attention to prevent rust that can lead to serious structural deterioration.

Nowadays, SCG the roof expert, provider the superior roof structure for your home.

SCG Roof TRUSS a new standard of convenient roofing, is designed to be corrosion free, tough, and easy to install with a 5-year installation warranty.

Choose the best roof structure for you home, **choose SCG Roof TRUSS.**

SCG Roof TRUSS

Material Qualities



- High tensile galvanized, steel.
- Meets certain standard with uniformity.

Anti-corrosion



- Rust free throughout service life without additional anti-corrosive coating.

Designs and Calculations



- Every roof is designed with advanced engineering software.
- Quantity of materials is precisely estimated to minimize waste under the principles of optimized design with highest efficiency and strength.

Installation



- All parts of the roof truss are cut-to-length in factories. They are then assembled and installed on site in order to reduce time and procedures.
- Strong and safe fastening with anti-corrosive screws.
- Customer service by the SCG team with a 5-year warranty.



Mild Steel



- Regular mild steel without anti-corrosive coating.
- Non-uniform steel with vary qualities and thicknesses.



- Must apply anti-corrosive paint before installation and re-paint at every welded spot after installation.



- Depend on experience and skill of each craftsman.
- Material estimation is rough and may exceed the quantities required, ending up with left- over materials



- Steel cutting and applying of anti-corrosive paints is erected on site, wasting time on complicated process.
- Electrical welding technique is used; therefore, anti-corrosive paints must be re-painted at every welded spot.

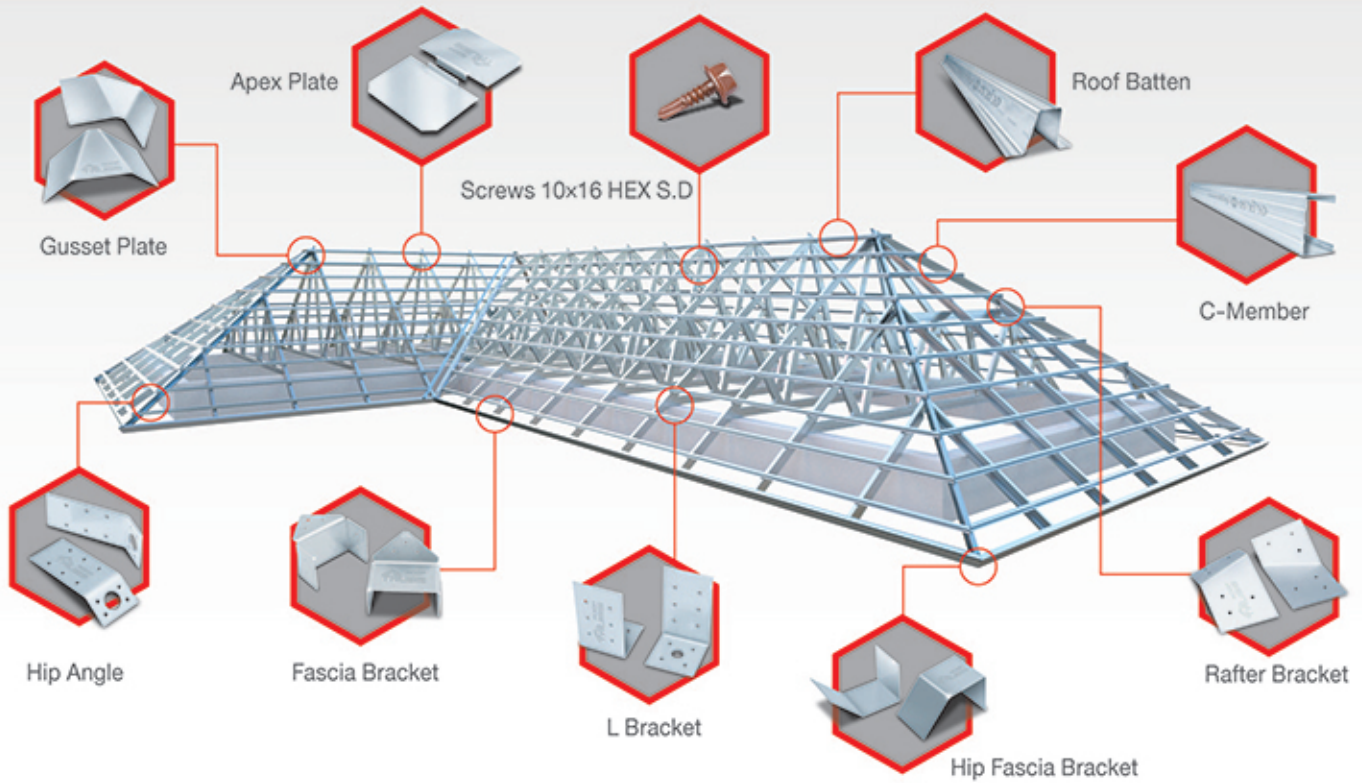


- Installation standard depends on experience and skill of the workers. Quality assurance is not guaranteed.

SCG Roof TRUSS

Designed to be tough with advanced engineering software

- The software calculates strength from various factors such as tile weight and wind load corresponding to heights.
- The result is the quantity of high tensile steels and fasteners needed to strengthen the roof structure for your home.

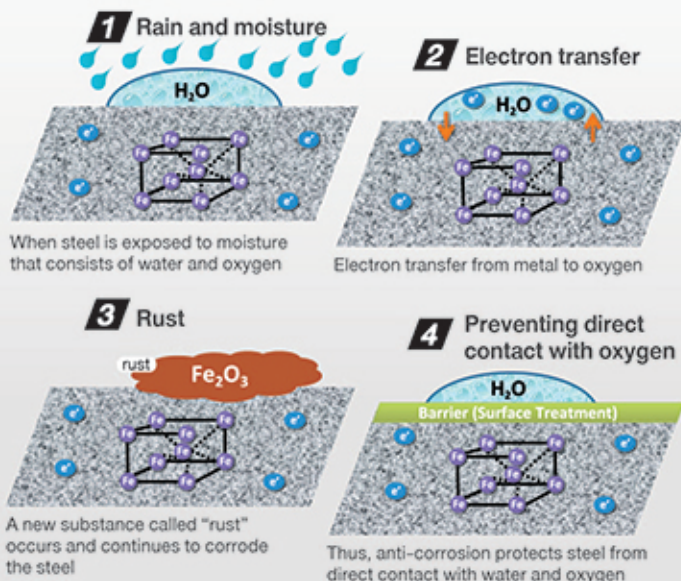


Note : Depending on the calculation results, not all fasteners illustrated here may be used due to differences in shapes of houses.

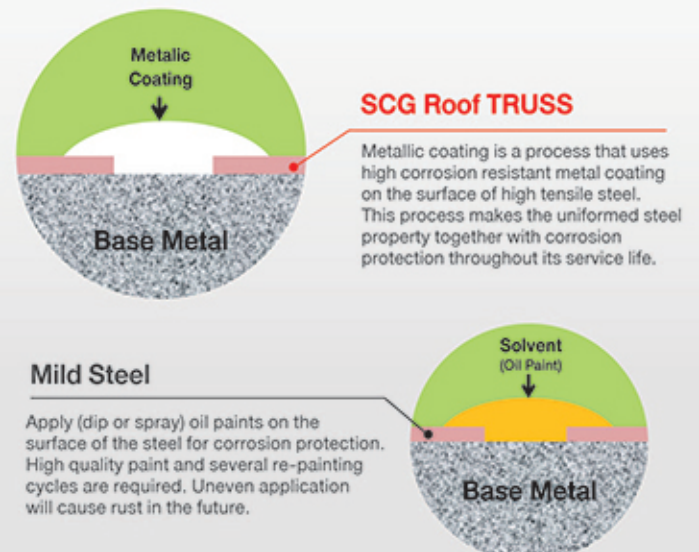
Corrosion Process and Prevention

Rust...the cause of structural deterioration

Corrosion process



Surface Corrosion



Differences between SCG Roof TRUSS and Mild Steel

Property	Type	SCG Roof TRUSS	Mild Steel
Anti-Corrosion	Material	Factory-coated with high quality, anti-corrosive metallic coating.	Various grades of anti-corrosive paints could be applied on site.
	Fastening	Structural parts are fastened together by the factory-made, anti-corrosive screws.	Structural parts are welded together by heat. Therefore, they are susceptible to rust even after anti-corrosive paints were applied.
Strength	Material	High tensile strength steel G550 5,500 ksc (can take the maximum tensile stress up to 5,500 kg/cm ² before failure).	Mild steel G240 2,400 ksc (can take the maximum tensile stress only 2,400 kg/cm ² before failure).
		High standards of quality and uniformity were ensured.	Uncertain quality, undersized steel, may not meet TIS standard.
	Design	Designed with advanced engineering design software to ensure proper strength, load bearing, and wind resistance capacities.	Design depending on the experience of an individual craftsman.
	Fastening	Fasten with three anti-corrosive screws at each point (load bearing capacity of 300 kg per screw).	Welded joint may be unconnected or over-welded.
Installation	Speed	Every part of the roof truss is prefabricated based on actual design.	Steel measurement and cutting are conducted on site, which usually produces leftover materials.
		Average assembling speed between 50-70 m ² /day can be expected (depending on the shape of the roof).	Average assembling speed is about 40 m ² /day (depending on the skill and attentiveness of the worker).
	Quality	Inspected easily by examining whether the 3 red anti-corrosive screws are fastened at all joint.	Difficult to inspect welding defects such as unconnected weld spots, over-welding, or anti-corrosive paint coating at welded joints. Therefore, the inspector is required to climb up the roof.
	Installation team	SCG installation teams have undergone standard training and accreditations to assure that the roof will not leak and all tiles are lined up neatly.	General craftsmen may have varying skills and experiences. Leakage and uneven roof alignment may occur.
Warranty	Quality	5 years installation warranty (with warranty certificate from SCG).	No warranty.

Documents required for price estimation

• All roof plans • Cross sections of all sides • Side views of all sides • All special details floor plans of roof (rain gutter, joint, and others, if any)

**Numbers on the plans must be clearly visible.



Top projects which trusted in SCG Roof TRUSS.

- Property Perfect
- AP
- Sansiri
- Maneerin Nong Mon
- LPN Suan Luang
- Palynn Ville
- Krungthep Land
- Quality Houses
- Premium House
- Union Houses 16
- The Garden 2
- Sansaran Chiang Mai
- Kunalai
- Wang Thong
- Supasiri Grand
- The Premo Ban Bueng
- The Change
- Regent Chiang Mai
- Suetrong Group
- N.C. Housing
- Vitichunakorn
- Sirin Houses
- Cholaprupek
- Phruksakan Kanchanaburi
- Supalai
- Prinsiri
- North Land
- Pluem Suk
- Yollapa
- La Villa Life Prachuap Khiri Khan

i Safety Instructions

• For roofing only. • Handling and storing roofing materials must be done with caution to prevent cause of injury. • Storage area must be flat, dry, and able to safely support the weight of materials. • Wear gloves while handling, the roof truss with sharp angles. • Roof truss is made of steel. It is electrically conductive. Caution must be exercised while working near transmission lines. • While installing roof truss, wear personal safety equipment such as safety belt and life line to prevent falling hazards. • Do not install roof truss during rain, strong wind, or lightning. These conditions might be harmful to the installers.

⚠ Cautions

• Do not attach additional weight such as water tank and chandelier in areas to the roof truss after its installation was completed. All of additional weight must be determined before designing of roof truss
• For usage other than described, please contact the company for instructions. For additional information, please call SCG Contact Center at 0-2586-2222.

MHB-S-S11-C001-6007 *Colors of actual products may differ from those shown in this catalog due to printing conditions. The company reserves the right to modify information without notice.

All Content, design and layout are Copyright © 2017, SCG Cement-Building Materials All Rights Reserved, Reproduction in whole or part in any form or medium without specific written permission is prohibited.



Available at SCG Authorized Dealers and leading construction materials stores.

SCG Contact Center at 0-2586-2222.

Email : contact@scg.co.th, www.scgbuildingmaterials.com